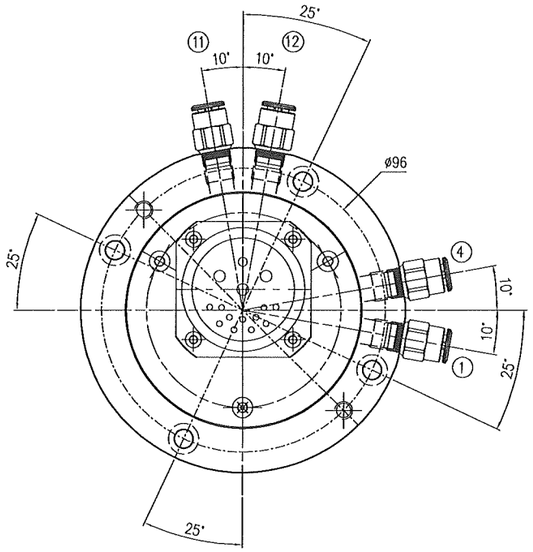

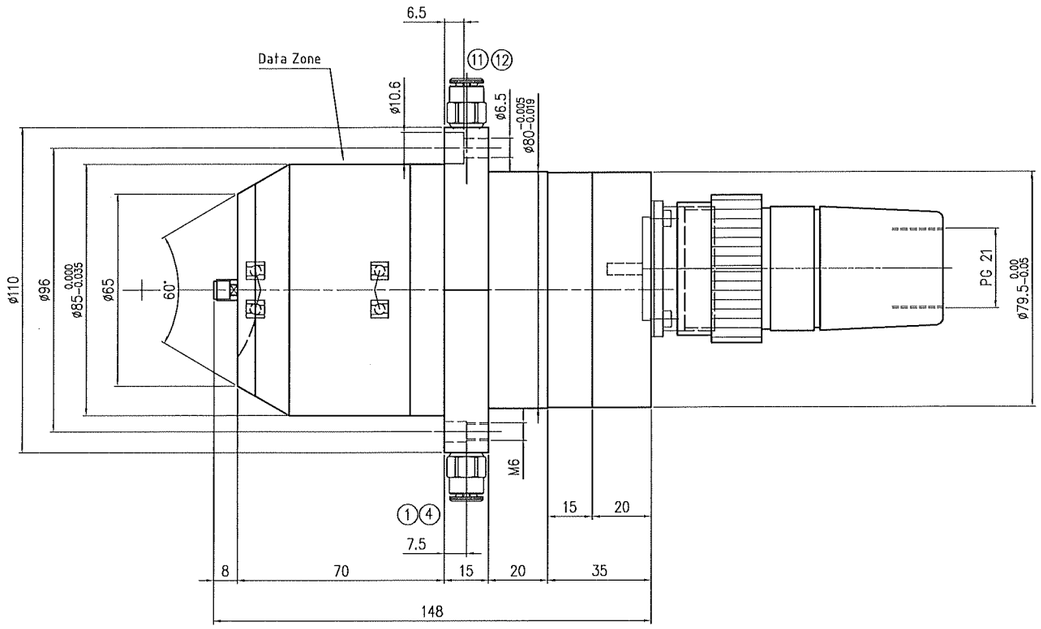

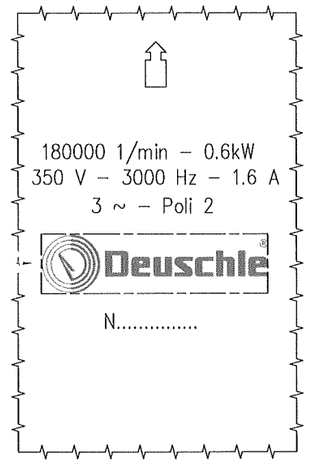

CONNESSIONI ELETTRICHE SCHALTBAU
BASE DA PANNELLO: COD.1429.0102822
CONN. VOLANTE: COD. 1429.0102797

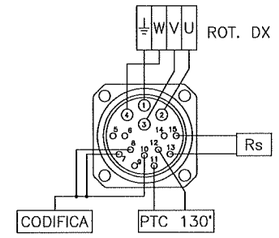

$Rs = \frac{3000}{In}$ In=Corrente nominale dell'elettromandrino

DETTAGLIO SCALA 2:1

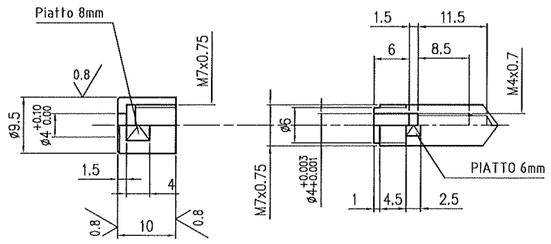

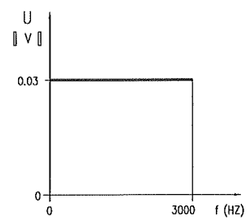

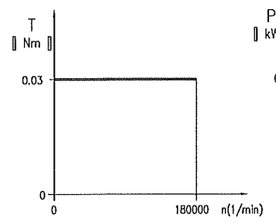

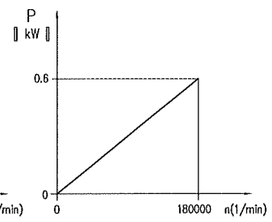

Pos.	Descrizione Description	Attacco Outlets	Fluido Fluid Flow rate	Dati in ingresso al mandrino Input data for spindle
1	Rear bearings oil inlet	1/8"gas	Air–oil	Oil flow rate:..0.3.....g/h Pressure:.....1....daN/cm ²
4	Front bearings oil inlet	1/8"gas	Air–oil	Oil flow rate:..0.3.....g/h Pressure:.....1....daN/cm²
11	Motor coolant inlet	1/8"gas	2% oil–water emulsion Filtering degree:25 µm	Max. pressure.:..3...daN/cm² Working pressure:...2.....daN/cm² Flow Rate:.....0.3.....l/min. Temperature at inlet:....20....°C Thermal power take–out0.09.kW
12	Uscita refrig. motore Motor coolant outlet	1/8"gas		

EXTERNAL VIEW

Disegno eseguito con AUTOCAD. Non sono ammesse modifiche manuali.
Drawing executed by AUTOCAD. Manual modifications are not allowed.

MODIFICHE/MODIFICATIONS

DATI TECNICI MOTORE/DRIVE MOTOR CHARACTERISTICS

Tipo/Type	Potenza alla velocita' max. Power at max. speed rpm	kW	V	A	Hz	Avvolgimento Winding	Servizio Duty
Induzione	180000	0.6	350	1.6	3000	3~ Poli 2	

DATI TECNICI DI FUNZIONAMENTO/FUNCTIONING CHARACTERISTICS

Velocita' max. Max. speed (rpm)	Peso Weight (kg)	Lubrificazione Lubrication	Senso di rotazione Direction of rotation	Posizione di lavoro Working position
180000				

Deuschle
Beratung, Vertrieb, Service
Spindelreparaturen &
CNC-Maschinenservice

Deuschle Spindel-Service GmbH
Onstmettinger Str. 3-5
D - 72406 Bisingen, Germany
Tel. +49 (0) 7476 934660
Fax +49 (0) 7476 934660
E-mail: info@spindelservice.de
http://www.spindelservice.de